

Natural Human Mobility Patterns and Spatial Spread of Infectious Diseases

Vitaly Belik,^{1,*} Theo Geisel,^{1,2} and Dirk Brockmann^{3,4}

¹Max Planck Institute for Dynamics and Self-Organization, Göttingen, Germany

²Faculty of Physics, University of Göttingen, Göttingen, Germany

³Northwestern Institute on Complex Systems, Northwestern University, Evanston, Illinois, USA

⁴Department of Engineering Sciences and Applied Mathematics, Northwestern University, Evanston, Illinois, USA
(Received 13 October 2010; revised manuscript received 23 May 2011; published 8 August 2011)

We investigate a model for spatial epidemics explicitly taking into account bidirectional movements between base and destination locations on individual mobility networks. We provide a systematic analysis of generic dynamical features of the model on regular and complex metapopulation network topologies and show that significant dynamical differences exist to ordinary reaction-diffusion and effective force of infection models. On a lattice we calculate an expression for the velocity of the propagating epidemic front and find that, in contrast to the diffusive systems, our model predicts a saturation of the velocity with an increasing traveling rate. Furthermore, we show that a fully stochastic system exhibits a novel threshold for the attack ratio of an outbreak that is absent in diffusion and force of infection models. These insights not only capture natural features of human mobility relevant for the geographical epidemic spread, they may serve as a starting point for modeling important dynamical processes in human and animal epidemiology, population ecology, biology, and evolution.

DOI: [10.1103/PhysRevX.1.011001](https://doi.org/10.1103/PhysRevX.1.011001) Subject Areas: Complex Systems, Interdisciplinary Physics, Statistical Physics

The geographic spread of emergent infectious diseases, epitomized by the 2009 H1N1 outbreak and subsequent pandemic [1], the worldwide spread of SARS in 2003 [2,3], and recurrent outbreaks of influenza epidemics [4–6], is determined by a combination of disease relevant human interactions and mobility across multiple spatial scales [7]. While infectious contacts yield local outbreaks and proliferation of a disease in single populations, multiscale human mobility is responsible for spatial propagation [8]. Therefore, a prominent lineage of mathematical models has evolved that is based on reaction-diffusion dynamics [9,10] in which the combination of local exponential growth and diffusive dispersal captures qualitative aspects of observed dynamics. Typically these systems exhibit constant velocity epidemic wave fronts. A related class of phenomenological models is based on the concept of an effective force of infection across distance and thus does not require explicit modeling of dispersal [11,12].

Although more sophisticated models [2,4,13,14] have been developed to describe the dynamics of recent emergent epidemics such as the H1N1 pandemic or SARS, taking into account long distance travel and multiscale mobility networks [15], the majority of these models are still based on the interplay of local reaction kinetics and

diffusion processes on networks of metapopulations. The key assumptions of diffusive transport [Fig. 1(a)] are that (a) individuals behave identically, (b) movements are stochastic, (c) spatial increments are local and as consequence individuals eventually visit every location in the system. Although it is intuitively clear that these assumptions are idealizations and in conflict with everyday experience, the difficulty is how to refine them when data on mobility is lacking, insufficient, or incomplete. Fortunately, a series of recent studies [16–19] substantially advanced our knowledge on multiscale human mobility. An important discovery that emerged from these studies are individual mobility networks, i.e., individuals typically only visit a limited number of places frequently, predominantly performing commutes between home and work locations and possibly a few other locations. Consequently, individuals or groups of individuals exhibit spatially constrained movement patterns despite their potentially high mobility rate. It has remained elusive how this novel and important empirical insight on individual mobility networks can be reconciled with epidemiological models, to what extent it may impact spatial disease dynamics, and how it may alter spreading scenarios and predictions promoted by ordinary reaction-diffusion models, in which mobile hosts can reach every location in the system.

In this paper we demonstrate how individual mobility networks can be incorporated into a class of models for spatial disease dynamics, and address the questions of whether and how significantly the existence of spatially constrained individual mobility networks impacts on key features of disease dynamics. To this end we investigate a model that explicitly accounts for the bidirectional mobility of individuals between their unique base location

*belik@mit.edu

Present address: Massachusetts Institute of Technology, Department of Civil and Environmental Engineering, Cambridge, MA, USA.

Published by the American Physical Society under the terms of the [Creative Commons Attribution 3.0 License](https://creativecommons.org/licenses/by/3.0/). Further distribution of this work must maintain attribution to the author(s) and the published article's title, journal citation, and DOI.

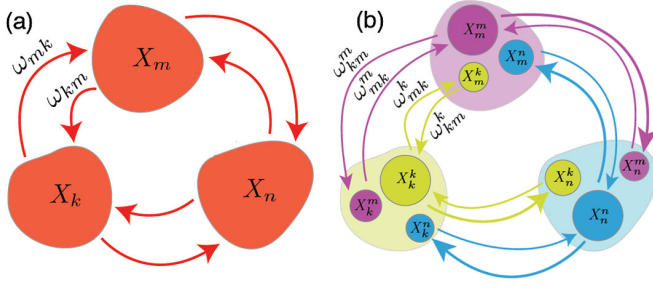


FIG. 1. Metapopulation mobility models. Patches and arrows represent individual populations and travel. (a) Diffusive dispersal: indistinguishable individuals travel randomly between different locations governed by the set of transition rates ω_{nm} . (b) Dispersal capturing individual mobility patterns: individuals with label k possess travel rates ω_{mk}^k and ω_{km}^k at which they travel from their base location k to connected locations m and back.

(e.g. their home) and a small set of other locations [Fig. 1(b)]. The entire population is therefore represented by a set of overlapping individual mobility networks associated with each base location, see, e.g., [20–22]. We focus on the analysis of epidemics on regular lattices and complex metapopulation networks and systematically compare the dynamics to reaction-diffusion systems as well as the force of infection models. In conflict with reaction-diffusion models, in which front velocities increase with travel rates unboundedly, we show that our model predicts a saturation of wave front velocities, a direct consequence of the rank of locations in individual mobility patterns. This suggests that estimates for propagation speeds may have been considerably overestimated in the past. Furthermore, we analyze a fully stochastic model to show that both, in regular lattices as well as complex metapopulation networks, the global outbreak of a disease is determined by a novel type of threshold for the attack ratio of the disease which depends on the characteristic time spent at distant locations. Finally, we show that in the limit of low and high travel rates our model agrees with reaction-diffusion models and the direct force of the infection class of models, respectively.

Consider a system of M populations labeled m and assume that in each an epidemic outbreak can be described by a compartmental SIR model, i.e.,

$$I_m + S_m \xrightarrow{\alpha} 2I_m, \quad I_m \xrightarrow{\beta} R_m, \quad (1)$$

where S_m , I_m , and R_m label and quantify susceptible, infected, and recovered individuals of population m . Infections and recovery events occur at rates α and β , respectively, with $\alpha > \beta$. The number of individuals in population m is given by $N_m = S_m + I_m + R_m$, which, however, is conserved only in the statistical sense at equilibrium. This system of reactions yields the mean-field descriptions $\partial_t I = \alpha IS/N - \beta I$ and $\partial_t S = -\alpha IS/N$. A natural and plausible extension to a system of M coupled

populations is diffusive dispersal among those populations defined by hopping rates $w_{nm} > 0$ from population m to n , which yields a metapopulation reaction-diffusion system, i.e., for infected and susceptible individuals,

$$\begin{aligned} \partial_t I_n &= \alpha S_n I_n / N_n^s - \beta I_n + \sum_m (w_{nm} I_m - w_{mn} I_n), \\ \partial_t S_n &= -\alpha S_n I_n / N_n^s + \sum_m (w_{nm} S_m - w_{mn} S_n), \end{aligned} \quad (2)$$

where N_n^s is the number of individuals in population n in diffusive equilibrium. Travel rates ω_{mn} are usually estimated by gravitylike laws [23]. N_n^s is determined by detailed balance, i.e., $N_n^s / N_m^s = w_{nm} / w_{mn}$ and the conservation of the number of individuals in the metapopulation $\mathcal{N} = \sum_m N_m^s$. These types of models have been employed in numerous recent studies [2, 14, 24, 25]. The tight connection to spatially continuous reaction-diffusion systems is revealed for the special case of a linear grid of populations placed at regular intervals l at positions $x_m = ml$ and mobility between neighboring populations, i.e., $w_{nm} = \omega \delta_{n-1,m} + \omega \delta_{n+1,m}$ which yields

$$\partial_t j = \alpha js - \beta j + D \partial_x^2 j, \quad \partial_t s = -\alpha js + D \partial_x^2 s, \quad (3)$$

in which $j(x, t) = I_n / N_n^s$, $s(x, t) = S_n / N_n^s$, and $D = l^2 \omega$. Equation (3) is related to a classic form of a Fisher equation which has been deployed in mathematical epidemiology [9, 10]. For sufficiently localized initial conditions this system exhibits traveling waves with speed

$$c = 2\sqrt{\alpha D(1 - \beta/\alpha)} \sim \sqrt{\omega}. \quad (4)$$

Note that this velocity increases monotonically with the mobility rate ω .

In order to account for individual mobility patterns we propose the following generalization: individuals possess two indices n and k , characterizing their current and their base location, respectively. The dispersal dynamics is governed by a Markov process

$$X_n^k \xrightleftharpoons[\omega_{kn}^k]{\omega_{nm}^k} X_m^k, \quad (5)$$

where X stands for each infectious state S , I , and R . Equation (5) implies that individuals with base location k possess a unique mobility rate w_{nm}^k that determines how they travel between locations n and m . This yields a generalization of (2)

$$\begin{aligned} \partial_t I_n^k &= \frac{\alpha}{N_n} S_n^k \sum_m I_n^m - \beta I_n^k + \sum_m (\omega_{nm}^k I_m^k - \omega_{mn}^k I_n^k), \\ \partial_t S_n^k &= -\frac{\alpha}{N_n} S_n^k \sum_m I_n^m + \sum_m (\omega_{nm}^k S_m^k - \omega_{mn}^k S_n^k), \end{aligned} \quad (6)$$

where I_n^k and S_n^k are the number of infected and susceptible individuals of type k that are currently located in population n . N_n is the total number of individuals at n , i.e., $N_n = \sum_k (I_n^k + S_n^k + R_n^k)$. If ω_{nm}^k are k independent, we recover the reaction-diffusion case described above. In the

following we consider the case of overlapping star-shaped networks corresponding to commuting between base and destination locations only. This implies that $\omega_{nm}^k = 0$ if either $k \neq n$ or $k \neq m$. We further assume the constant return rate $w_{mk}^k = w^-$ for all k and m . Realistically we have $\omega_{kn}^n/\omega^- \ll 1$, implying individuals belonging to n remain at their base most of the time.

If mobility rates are large compared to the rates associated with the infection and recovery, i.e., $\omega_{mk}^k, \omega^- \gg \alpha, \beta$, the detailed balance condition is fulfilled for infected and susceptible individuals separately and the last term in Eq. (6) vanishes in which case the above model is equivalent to the remote-force-of-infection model—see also [11,21].

In general, it is difficult, if not impossible, to extract the dynamic differences between the systems defined by Eqs. (2) and (6) for an arbitrary metapopulation. Yet, it is crucial to understand the key dynamic differences that emerge when individual mobility patterns replace ordinary diffusion. We therefore investigate the impact of individual mobility patterns in the instructive one-dimensional lattice case. We assume that only infected individuals can travel and that recovery is absent (SI model), i.e., $\beta = 0$ (relaxing these two restrictions does not change the main results but clarifies the analysis). We denote the number of infected individuals with base location n that are located on site n (i.e. their base) and sites $n \pm 1$ by I_n^n and I_n^\pm , respectively. At rates ω^+ and ω^- individuals leave and return to their base. In order to obtain a spatially continuous description we approximate $I_{n\pm 1}^\pm \rightarrow I^\pm(x \pm l) \approx I^\pm \pm l\nabla I^\pm + \frac{l^2}{2}\Delta I^\pm$ and introduce relative concentrations $u_n = I_n/N$, $v_n = (I_n^+ + I_n^-)/N$ leading to

$$\begin{aligned} \partial_t u &= \alpha(1 - u - v)(u + v + \mathcal{D}\Delta v) + \omega^- v - 2\omega^+ u, \\ \partial_t v &= 2\omega^+ u - \omega^- v, \end{aligned} \quad (7)$$

where $\mathcal{D} = l^2/2$. The function $u(x, t)$ is the fraction of individuals based on and located at x whereas $v(x, t)$ is the fraction of individuals based on but not located at x . Note that we discarded here a third equation for $w = (I^+ - I^-)/N$ independent from (7) with a solution vanishing at long times. This does not change the main result (8). The nontrivial steady state is given by $u^* = \omega^-/(2\omega^+ + \omega^-)$, $v^* = 2\omega^+/(2\omega^+ + \omega^-)$ with $u^* + v^* = 1$ as expected.

One of the key questions is if the system (7) exhibits stable propagating waves as solutions and how their velocity depends on system parameters. The ansatz $u(x, t) = \tilde{u}(x - ct)$, and likewise for v , leads to a stable solution with a velocity given by

$$c = \frac{2\alpha\omega^+\sqrt{\mathcal{D}(2 + \omega^-/\omega^+)}}{(\alpha + \omega^- + 2\omega^+)}. \quad (8)$$

Fixing ω^- , this implies that $c \rightarrow 0$ as $\omega^+ \rightarrow 0$. On the other hand, if ω^- is small, the system is entirely determined by

the forward rate ω^+ . For a systematic comparison to the ordinary reaction-diffusion system, we have to establish a relation between ω^\pm and ω in Eq. (4). For the sake of simplicity we consider the symmetric case, i.e., $\omega^+ = \omega^- = \omega$, yielding

$$c = \frac{2\sqrt{6\mathcal{D}}\alpha\omega}{(\alpha + 3\omega)}. \quad (9)$$

Numerical simulations of a fully stochastic system nicely agree with the analytical predictions (Fig. 2). The essential feature of $c(\omega)$ is its saturation as $\omega \rightarrow \infty$ whereas $c \sim \sqrt{\omega}$ for reaction-diffusion systems. This effect is a direct consequence of the spatial constraints imposed by individual mobility patterns, i.e., increasing the mobility rate ω yields a higher frequency of travel events but is restricted to the set of locations connected to the base location and thus is universal and also holds for more complex metapopulation topologies [26]. For high rates, the deviation between ordinary reaction-diffusion and bidirectional mobility increases without bounds. This is an important insight as the expression for wave front speeds for reaction-diffusion have been used in the past to estimate wave front speeds from mobility rates and vice versa. Our results indicate that if constrained mobility patterns and bidirectional movement patterns are at work these estimates must be treated with particular care. Note that in the limit $\omega \rightarrow \infty$ Eq. (7) reduces to the heuristic equation in Ref. [27].

A key question in epidemiological contexts concerns conditions under which an epidemic outbreak propagates or wanes. Outbreak dynamics are usually triggered by crossing thresholds inherent in the system's dynamics [28]. For example the basic reproduction number \mathcal{R}_0 of a disease, i.e., the expected number of secondary cases

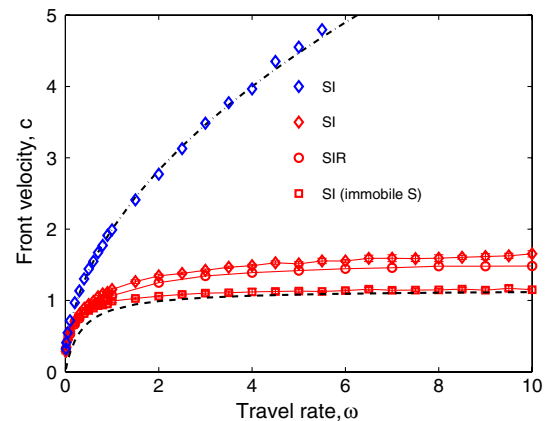


FIG. 2. Front velocity $c(\omega)$ of the model defined by Eq. (6) as a function of mobility rate ω in comparison to ordinary reaction-diffusion dynamics [Eq. (2)]. For stochastic simulations we used a lattice with 10^2 sites and $N = 10^4$ individuals/site. Mean velocities are indicated by red (bidirectional mobility) and blue (reaction-diffusion) symbols. Analytical results, i.e., Eqs. (9) and (4) are shown by dashed and dash-dotted lines, respectively.

caused by a single infected individual in a susceptible population represents such a threshold [8]. In the single population SIR dynamics introduced above $\mathcal{R}_0 = \alpha/\beta$. If $\mathcal{R}_0 > 1$, an outbreak occurs, otherwise the epidemic dies out. In the extended metapopulation system with diffusive host movements a second threshold, known as the global invasion threshold [24], is induced by the flux of individuals between populations, which must be sufficiently high for an epidemic to spread throughout the metapopulation.

An interesting and important feature of the model we propose is the existence of another invasion threshold which is determined by the return rate ω^- or equivalently by the time an individual spends outside the base location. This finding is illustrated in Fig. 3, which depicts the attack ratio ρ as a function of ω^- for a bidirectional SIR epidemic on a lattice. The attack ratio ρ is defined as the fraction of the overall population affected during an epidemic. We fixed the entire interlocation flux at a value above the global invasion threshold ensuring a global outbreak in the reaction-diffusion system.

This result is universal for the bidirectional system and is independent of the particular topology. Insets (a) and (b) of Fig. 3 display simulation results for uncorrelated scale-free and Erdős-Rényi networks. For low return rates the attack ratio is close to unity. However, with growing values of the return rate, the attack ratio decreases steeply and vanishes, reflecting the absence of the global outbreak. The regime of high return rates corresponds to small dwelling times on distant locations. Infected individuals do not have enough time to transfer the disease to susceptibles in unaffected locations before they return. Note that

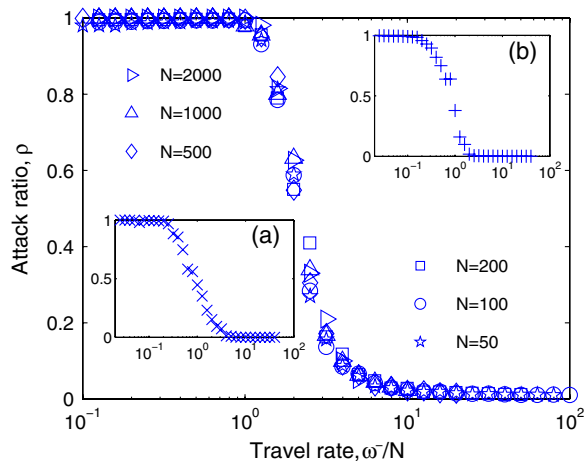


FIG. 3. Results of stochastic simulations. Attack ratio $\rho(\omega^-/N)$ as a function of the return travel rate ω^- for SIR epidemics on a lattice with 10^2 sites with N agents/site. Epidemic parameters: $\alpha = 1$, $\beta = 0.1$. Insets: (a) $\rho(\omega^-/N)$ for a scale-free network ($\gamma = 1.5$) of 10^3 nodes populated uniformly with $\langle N \rangle = 250$ /site, with $k_{\min} = 5$ and $k_{\max} = 50$; (b) $\rho(\omega^-/N)$ for an Erdős-Rényi network with 500 nodes and $\bar{k} = 10$. Results were averaged over 50 realizations. Interlocation flux rate was $\langle \omega \rangle = 1$.

for a wide range of local population sizes (50–2000) the attack ratio ρ collapses onto a universal curve $\rho \sim \rho(\omega^-/N)$ which suggests that the basic mechanism of the invasion threshold and its functional dependence on return rate ω^- can be understood theoretically.

To estimate the observed invasion threshold on a one-dimensional lattice for $\mathcal{R}_0 \geq 1$ we calculated the number of infected individuals λ that originate from an affected location and can seed an outbreak in an unaffected one [28]. These seeders are approximately given by the total number of individuals entering the new location per unit time, i.e., $N\omega$ multiplied by the typical time they remain active in the destination location. This time is given by the inverse rate r of exiting the seeders class. Since two processes (returning to the base location and recovery) can trigger this exit, $r = \beta + \omega^-$. Therefore, $\lambda \approx N\omega/(\beta + \omega^-)$. In the tree approximation the threshold condition for an epidemic on a network with an average degree \bar{k} is given by $\lambda(\bar{k} - 1)(\mathcal{R}_0 - 1) > 1$ [24]. Thus, for a one-dimensional lattice the threshold condition reads

$$\frac{\omega^-}{\beta} \approx \left[2N(\mathcal{R}_0 - 1) \frac{\omega^+}{\beta} - 1 \right], \quad (10)$$

where we kept the total interlocation flux $\omega = 2\omega^+\omega^-/(2\omega^+ + \omega^-)$ constant (this relation and positivity of travel rates impose the restrictions: $\omega^- > \omega$ and $\omega^+ < \omega/2$) and used $\omega^+ \ll \omega^-$. Moreover, as extensive simulations show, the global invasion threshold in terms of the flux rate ω exists in bidirectional systems only for low return rates ω^- . With increasing return rate the disease fails to propagate globally, even for constant interlocation flux ω . This effect, observed in lattice topologies and paradigmatic more realistic network topologies, is a fundamental consequence of bidirectional mobility patterns. This effect is absent in reaction-diffusion systems fully determined by the total interlocation flux. This property implies that the invasion of a front is limited only by return rates and not as is typically assumed by the overall particle flux ω . In the context of disease dynamics this implies that more efficient containment strategies could be potentially devised that do not target the overall mobility but rather, modify mobility patterns in an asymmetric way.

Note that the transition takes place only in a system with a finite number of agents per site; in the system with an infinite number of individuals this effect would disappear, as also confirmed in Fig. 3. Indeed from Eq. (10) for $\beta \ll \omega^-$ the scaling $\rho \sim \rho(N\omega/\omega^-)$ follows—with an increasing number of individuals per site N , the threshold value of the return rate ω^- increases.

Recently, an unprecedented amount of detailed information on human activity became available, requiring the revision of established models and the development of new more sophisticated ones. We investigate an epidemiological model explicitly incorporating such important properties of human mobility as individual mobility networks and frequent bidirectional movements between home and

destination locations. It manifests surprising dynamical features such as the existence of bounded front velocity and a novel propagation threshold, which are universal for any metapopulation topology. As more detailed data continue to become available our approach is a promising foundation for further research.

D.B. and V.B. acknowledge support from the Volkswagen Foundation, D.B. acknowledges EU-FP7 grant Epiwork. V.B. and D.B. would like to thank W. Noyes and H. Schl ammer for invaluable comments.

-
- [1] C. Fraser *et al.*, *Pandemic Potential of a Strain of Influenza A (H1N1): Early Findings*, *Science* **324**, 1557 (2009).
- [2] L. Hufnagel, D. Brockmann, and T. Geisel, *Forecast and Control of Epidemics in a Globalized World*, *Proc. Natl. Acad. Sci. U.S.A.* **101**, 15124 (2004).
- [3] V. Colizza, A. Barrat, and M. Barthelemy *et al.*, *Predictability and Epidemic Pathways in Global Outbreaks of Infectious Diseases: The SARS Case Study*, *BMC Med.* **5**, 34 (2007).
- [4] D. Balcan, H. Hu, and B. Goncalves *et al.*, *Seasonal Transmission Potential and Activity Peaks of the New Influenza A(H1N1): A Monte Carlo Likelihood Analysis Based on Human Mobility*, *BMC Med.* **7**, 45 (2009).
- [5] D. Balcan, B. Goncalves, and H. Hu *et al.*, *Modeling the Spatial Spread of Infectious Diseases: The GLOBAL Epidemic and Mobility Computational Model*, *J. Comp. Sci.* **1**, 132 (2010).
- [6] D. Balcan, V. Colizza, and B. Goncalves *et al.*, *Multiscale Mobility Networks and the Spatial Spreading of Infectious Diseases*, *Proc. Natl. Acad. Sci. U.S.A.* **106**, 21484 (2009).
- [7] S. Riley, *Large-Scale Spatial-Transmission Models of Infectious Disease*, *Science* **316**, 1298 (2007).
- [8] R. M. Anderson and R. M. May, *Infectious Diseases of Humans* (Oxford University Press, New York, 1991).
- [9] A. Kolmogorov, I. Petrovsky, and N. Piscounov, *Study of the Diffusion Equation with Growth of the Quantity of Matter and its Application to a Biology Problem*, *Bull. de l'univ. d' tat   Moscou, S r. internat., sect. A* **1**, 1 (1937), reprinted in *Dynamics of Curved Fronts*, edited by P. Pelc  and A. Libchaber (Academic Press, San Diego, 1988).
- [10] R. A. Fisher, *The Wave of Advance of Advantageous Genes*, *Ann. Eugenics* **7**, 355 (1937).
- [11] S. Rushton and A. J. Mautner, *The Deterministic Model of a Simple Epidemic for More than One Community*, *Biometrika* **42**, 126 (1955).
- [12] T. J. Hagenaas, C. A. Donnelly, and N. M. Ferguson, *Spatial Heterogeneity and the Persistence of the Infectious Diseases*, *J. Theor. Biol.* **229**, 349 (2004).
- [13] L. A. Rvachev and I. M. Longini, *A Mathematical Model for the Global Spread of Influenza*, *Math. Biosci.* **75**, 3 (1985).
- [14] V. Colizza, R. Pastor-Satorras, and A. Vespignani, *Reaction-Diffusion Processes and Metapopulation Models in Heterogeneous Networks*, *Nature Phys.* **3**, 276 (2007).
- [15] A. Vespignani, *Predicting the Behavior of Techno-Social Systems*, *Science* **325**, 425 (2009).
- [16] D. Brockmann, L. Hufnagel, and T. Geisel, *The Scaling Laws of Human Travel*, *Nature (London)* **439**, 462 (2006).
- [17] M. C. Gonz lez, C. A. Hidalgo, and A.-L. Barab si, *Understanding Individual Human Mobility Patterns*, *Nature (London)* **453**, 779 (2008).
- [18] C. Song, Z. Qu, N. Blumm, and A.-L. Barab si, *Limits of Predictability in Human Mobility*, *Science* **327**, 1018 (2010).
- [19] C. Song, T. Koren, and P. Wang *et al.*, *Modelling the Scaling Properties of Human Mobility*, *Nature Phys.* **6**, 818 (2010).
- [20] L. Sattenspiel and K. Dietz, *A Structured Epidemic Model Incorporating Geographic Mobility Among Regions*, *Math. Biosci.* **128**, 71 (1995).
- [21] M. J. Keeling and P. Rohani, *Estimating Spatial Coupling in Epidemiological Systems: A Mechanistic Approach*, *Ecol. Lett.* **5**, 20 (2002).
- [22] J. Arino and P. van den Driessche, *The Basic Reproduction Number in a Multi-City Compartmental Epidemic Model*, *Lect. Notes in Control and Information Science* Vol. 294 (Springer, New York, 2003) p. 135.
- [23] V. V. Belik and D. Brockmann, *Accelerating Random Walks by Disorder*, *New J. Phys.* **9**, 54 (2007).
- [24] V. Colizza and A. Vespignani, *Invasion Threshold in Heterogeneous Metapopulation Networks*, *Phys. Rev. Lett.* **99**, 148701 (2007).
- [25] N. M. Ferguson, D. A. Cummings, and C. Fraser *et al.*, *Strategies for Containing an Emerging Influenza Pandemic in Southeast Asia*, *Nature (London)* **437**, 209 (2005).
- [26] We assume here that individuals return to their base location k before traveling somewhere else. The initial model defined by Eq. (5) allows us to explore more general mobility patterns by relaxing this assumption. However, as long as the individual rates ω_{nm}^k are dominated by the dynamics that incorporate a base location, propagation speeds do not deviate significantly from the model we investigate here.
- [27] U. Naether, E. B. Postnikov, and I. M. Sokolov, *Infection Fronts in Contact Disease Spread*, *Eur. Phys. J. B* **65**, 353 (2008).
- [28] F. Ball, D. Mollison, and G. Scalia-Tomba, *Epidemics with Two Levels of Mixing*, *Ann. Appl. Prob.* **7**, 46 (1997).